

Vivek Vidyalaya

PROVISIONAL ADMISSION NOTICE

FOR NURSERY & JR KG (2022-23)

- Online Admission Portal will be active for those seeking admission to Nursery & Jr. KG through our website **www.vivekvidyalaya.org->Pre-Primary->Admission.**
- Please Note that Admission to Nursery will be given **ONLY TO INTERNAL SIBLINGS.**
- Portal will be active **ONLY from 14.03.2022 to 24.03.2022**
- Filling the Provisional Admission Form **DOES NOT GUARANTEE ADMISSION.**

ELIGIBLE DATE OF BIRTH

CLASS	FROM	TO
NURSERY	01.07.2018	31.12.2019
JUNIOR KG	01.07.2017	31.12.2018

Go to www.vivekvidyalaya.org *Pre-Primary*
Admission Nursery / Jr.KG →



PLEASE CLICK ON New Enquiry



 Login

Remember Password

Login

Reset

[Forgot Password](#)
[New Enquiry](#)

[Forgot User Name](#)
[Contact Us](#)


First time user, click on “Generate Code” Button

 Vivek Education Society

Sign In

Enter Mobile Number

Enter Security Code

 Login

 Generate Code

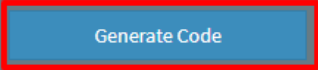
Enter Mobile Number and click “Generate Code”

 Vivek Education Society

Sign Up


9800000000

Enter Email ID

 Generate Code

 Login

You Will receive code as SMS on the registered mobile number, enter that code and click "Login" Button



Vivek Education Society

Sign In


9800000000

....

➔ Login

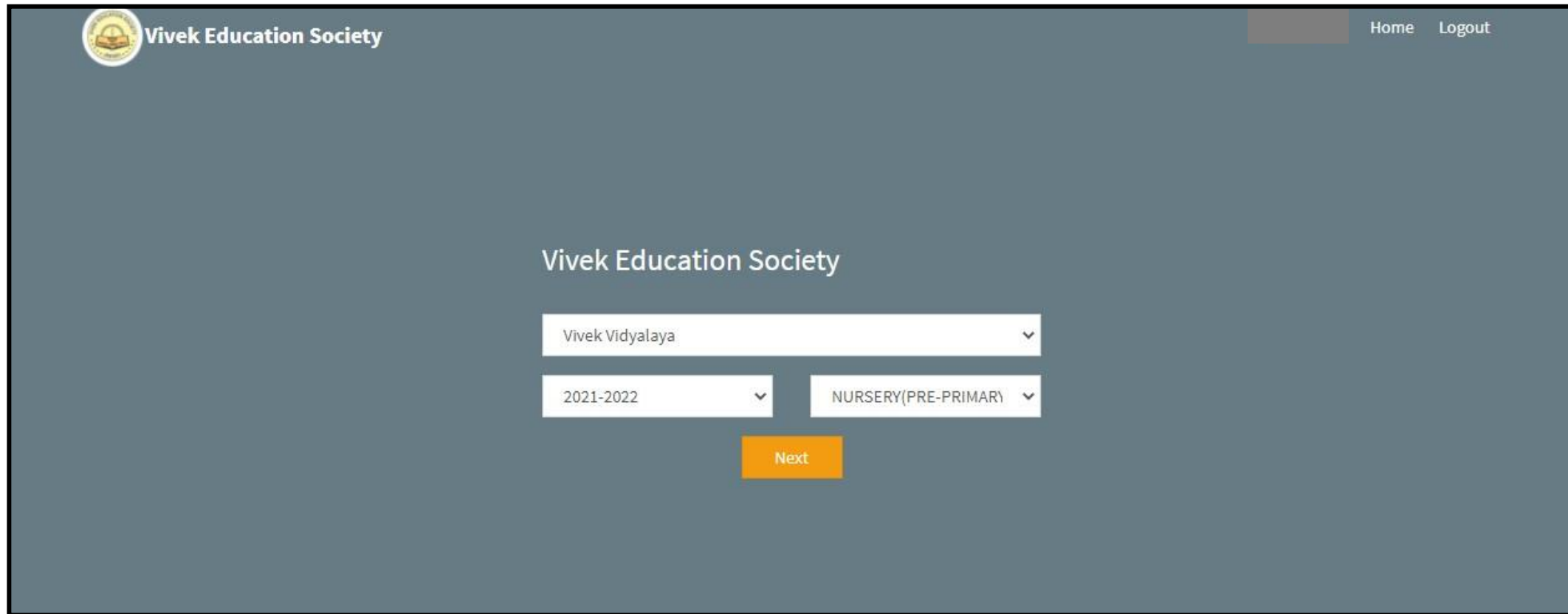
📄 Generate Code

After logging in, click on “New Admission”



The screenshot displays the user interface of the EduSprint web application. At the top left, the logo for Vivek Education Society is visible. To the right of the logo, the text "Vivek Education Society" is displayed. In the top right corner, there are two links: "Home" and "Logout". Below the header, a green banner reads "Your Application Forms". Underneath this banner, a large orange button with a white plus sign and the text "New Admission" is prominently displayed. This button is highlighted with a red rectangular border, indicating the action to be taken after logging in.

Select Vivek Vidyalaya, Select Year (2021-2022) and Class



The screenshot shows a web application interface for Vivek Education Society. The header includes the society's logo and name on the left, and navigation links for 'Home' and 'Logout' on the right. The main content area features the title 'Vivek Education Society' and three dropdown menus: 'Vivek Vidyalaya', '2021-2022', and 'NURSERY(PRE-PRIMARY)'. Below these menus is an orange 'Next' button.

Vivek Education Society

Home Logout

Vivek Education Society

Vivek Vidyalaya

2021-2022

NURSERY(PRE-PRIMARY)

Next



Vivek Education Society

[Home](#) [Logout](#)



Welcome To Vivek Vidyalaya

Note : Internal Sibling is compulsory for Nursery Class Admission.

[Next](#)

Fill the details, Read the Note given below and click on “Next” Button

Learner's Information

1 Student Details (* is mandatory.)

* If you dont have a Surname kindly put - as Surname

SURNAME *	NAME *	FATHER'S NAME
MOTHER'S NAME *	PRINT NAME *	
GENDER * ▼	Date Of Birth *	BLOOD GROUP ▼
	Priority Email ID	

2 Address Details

ADDRESS 1 (PLOT NO. & BUILDING NAME)	PLACE	
CITY	AREA ▼	Postal Code


Note:

Enquiry is eligible only if Child's DOB is between 2017-10-01 to 2018-12-31.

Above contact details are Priority Contact Details and further used for communication from School.

Next

Read the instruction for Payment of Rs 100 Form Fee and Click on Next



The screenshot shows a web page for Vivek Education Society. At the top left is the society's logo and name. At the top right are links for 'Home' and 'Logout'. The main heading is 'Instructions For Form Fee:'. Below it are two lines of text: '* This fee of Rs 100 is Application Form Fee' and '* Application Form Fee is NOT REFUNDABLE or NOT TRANSFERABLE under any circumstances.' A yellow 'Next' button is located in the bottom right corner, highlighted with a red border.

 Vivek Education Society

Home Logout


Instructions For Form Fee:

* This fee of Rs 100 is Application Form Fee

* Application Form Fee is NOT REFUNDABLE or NOT TRANSFERABLE under any circumstances.

Next

Read the instruction, for payment click on “Make Payment” button



Vivek Education Society

Home Logout

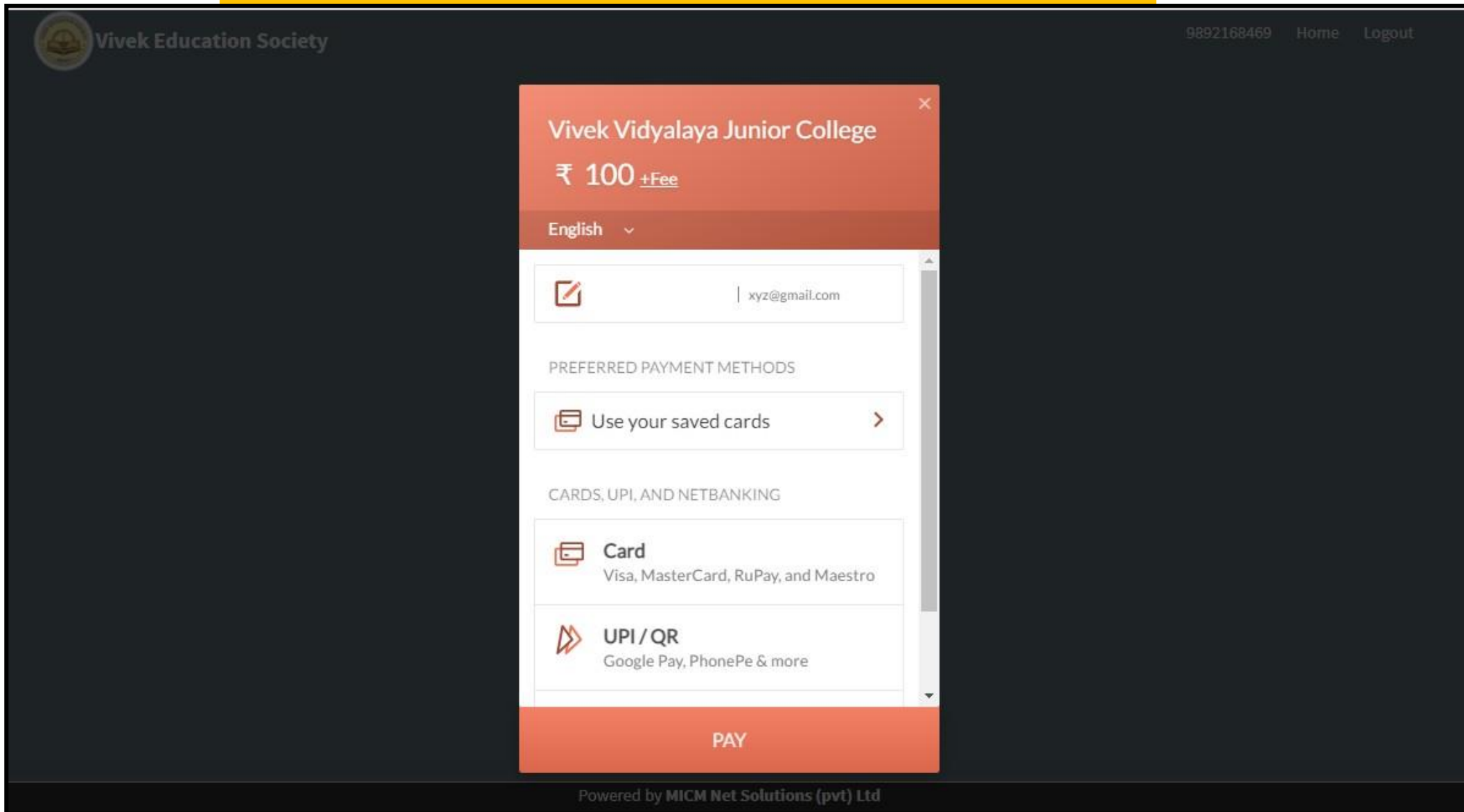
Fees Collection Details

Fees Head	Amount (₹)	Net Amount (₹)
Provisional Admission Form Fee(I)	100	100
Total	100	100

Pay Using [Make Payment](#)

*Extra Charges May Be Applicable Depends On Payment Mode

Select the mode of payment (CARDS/UPI/NET BANKING) & click on "PAY"



Vivek Education Society

9892168469 Home Logout

Vivek Vidyalaya Junior College

₹ 100 +Fee

English

xyz@gmail.com

PREFERRED PAYMENT METHODS

Use your saved cards

CARDS, UPI, AND NETBANKING

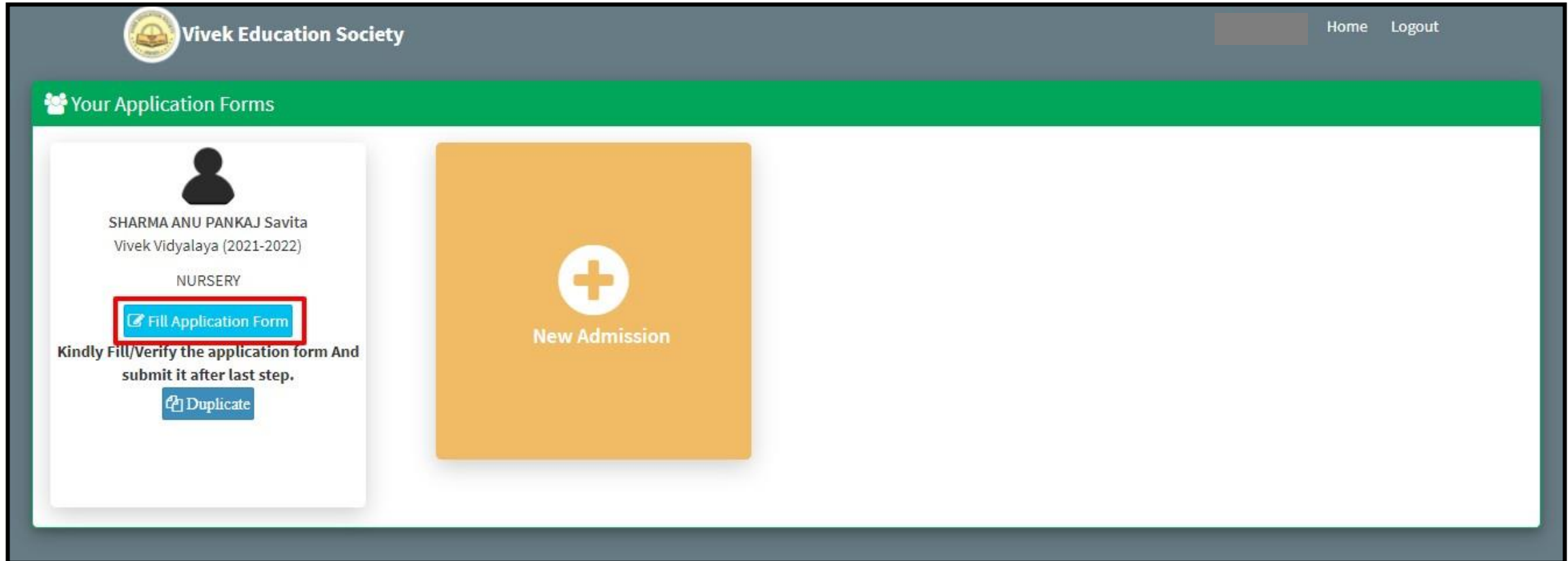
Card
Visa, MasterCard, RuPay, and Maestro

UPI / QR
Google Pay, PhonePe & more

PAY

Powered by MICM Net Solutions (pvt) Ltd

After successful payment of Application Form Fee, "Fill Application Form" button gets active



The screenshot shows a web interface for "Vivek Education Society". At the top right, there are links for "Home" and "Logout". Below the header is a green bar with the text "Your Application Forms". The main content area contains two cards. The left card displays a user profile for "SHARMA ANU PANKAJ Savita" at "Vivek Vidyalaya (2021-2022)" in the "NURSERY" section. A blue button labeled "Fill Application Form" is highlighted with a red border. Below this button, there is a note: "Kindly Fill/Verify the application form And submit it after last step." and a "Duplicate" button. The right card is a large orange square with a white plus sign and the text "New Admission".

Vivek Education Society Home Logout

Vivek Vidyalaya SHARMA ANU PANKAJ Savita (NURSERY)

Student Details Parent Details Academic Details Sibling Details Document Details Additional Information


Personal Information

1 Student Details (* is mandatory.)

Upload Passport Size Photo * ?

Add files...

Choose File No file chosen



what-the-bible-says-about-children-3.jpg

Delete

SHARMA ANU PANKAJ

SAVITA SHARMA ANU PANKAJ SAV

2018-12-01 A+ FEMALE

MUMBAI 123456789123444

xyz@gmail.com

INDIAN

MARVADI

HINDU

GENERAL

MAHESHWARI

2 Residential Address

ASTHA BLDG, D/C/201, NEAR CINEMAX, S.V. ROAD, GOREGAON WEST

GOREGAON WEST MUMBAI

JAWAHAR NAGAR 400104

Note : Enquiry is eligible only if Child's DOB is between 2017-10-01 to 2018-12-31.

Next

Parent Details (Any one of the Parent details is compulsory) (* is mandatory.)

Father's Details Mother's Details Guardian's Details

1 Father's Information

Upload Passport Size Photo ?
Add files...
Choose File No file chosen

SURNAME * NAME * MIDDLENAME
EmailID Mobile No
Aadhar Card No. Annual Income *

Upload Scanned Signature * ?
Add files...
Choose File No file chosen

2 Office Address/Business Address

COMPANY/BUSINESS NAME
COMPANY/BUSINESS ADDRESS
PLACE CITY Postal Code

3 Other Information

Educational Qualification/s:

- ABOVE HSC
- ADVANCE DIPLOMA IN COMPUTER HARDWARE AND NETWO
- ADVANCED DIPLOMA IN 3D ANIMATION
- ADVANCED DIPLOMA IN ANIMATION
- ADVANCED DIPLOMA IN BIOINFORMATICS
- ADVANCED DIPLOMA IN COMPUTER APPLICATION
- ADVANCED DIPLOMA IN FRENCH
- ADVANCED DIPLOMA IN INFORMATION TECHNOLOGY
- ADVANCED DIPLOMA IN INTERIOR DESIGN
- ADVANCED DIPLOMA IN INTERNATIONAL BUSINESS
- ADVANCED DIPLOMA IN SOFTWARE DEVELOPMENT
- ADVANCED DIPLOMA IN TAXATION

Profession/s:

- ACCOUNTANT
- ACTOR/ACTRESS
- BUSINESS
- CEO
- CHEF
- CLERK
- COMPANY CEO
- DESIGNER
- DIRECTOR
- DOCTOR
- ENGINEER
- FREELANCER
- HOD

Designation/s:

- ABLE SEAMAN (AB)
- ACCESSORY DESIGNER
- ACCOUNTANT
- ACCOUNTS MANAGER
- ACTUARY MANAGER
- ANAESTHETIST
- ANALYST
- ANALYTICAL CHEMISTRY ASSOCIATE
- ANALYTICAL CHEMISTRY MANAGER
- ANALYTICS MANAGER
- ANIMATION/GRAPHIC ARTIST
- APPAREL/GARMENT DESIGNER
- ARCHITECT

Previous Next

Go To Step 3

Under Parent Details tab, first fill Father Information and click on Next

Father Data Saved Successfully

Student Details **Parent Details** Academic Details Sibling Details Document Details Additional Information

Parent Details (Any one of the Parent details is compulsory) (*) is mandatory.)

Father 's Details **Mother 's Details** Guardian 's Details

1 Mother's Information

Upload Passport Size Photo ?

Add files...

Choose File No file chosen

SURNAME *

NAME *

MIDDLENAME

EmailID

Mobile No

Aadhar Cad No.

Annual Income *

2 Office Address/Business Address

COMPANY/BUSINESS NAME

COMPANY/BUSINESS ADDRESS

PLACE

CITY

Postal Code

Upload Scanned Signature * ?

Add files...

Choose File No file chosen

3 Other Information

Educational Qualification/s:

- ABOVE HSC
- ADVANCE DIPLOMA IN COMPUTER HARDWARE AND NETWO
- ADVANCED DIPLOMA IN 3D ANIMATION
- ADVANCED DIPLOMA IN ANIMATION
- ADVANCED DIPLOMA IN BIOINFORMATICS
- ADVANCED DIPLOMA IN COMPUTER APPLICATION
- ADVANCED DIPLOMA IN FRENCH
- ADVANCED DIPLOMA IN INFORMATION TECHNOLOGY
- ADVANCED DIPLOMA IN INTERIOR DESIGN
- ADVANCED DIPLOMA IN INTERNATIONAL BUSINESS
- ADVANCED DIPLOMA IN SOFTWARE DEVELOPMENT
- ADVANCED DIPLOMA IN TAXATION

Profession/s:

- ACCOUNTANT
- ACTOR/ACTRESS
- BUSINESS
- CEO
- CHEF
- CLERK
- COMPANY CEO
- DESIGNER
- DIRECTOR
- DOCTOR
- ENGINEER
- FREELANCER
- HOD

Designation/s:

- ABLE SEAMAN (AB)
- ACCESSORY DESIGNER
- ACCOUNTANT
- ACCOUNTS MANAGER
- ACTUARY MANAGER
- ANAESTHETIST
- ANALYST
- ANALYTICAL CHEMISTRY ASSOCIATE
- ANALYTICAL CHEMISTRY MANAGER
- ANALYTICS MANAGER
- ANIMATION/GRAPHIC ARTIST
- APPAREL/GARMENT DESIGNER
- ARCHITECT

Previous

Next

Go To Step 3

Under Parent Details tab, After Father Information fill Mother Information Details and click on Next

Mother Data Saved Successfully

Student Details Parent Details Academic Details Sibling Details Document Details Additional Information

Parent Details (Any one of the Parent details is compulsory) (* is mandatory.)

Father 's Details Mother 's Details Guardian 's Details

1 Guardian's Information (Only for those who are not staying with Parents)

Upload Passport Size Photo
Add files...
Choose File No file chosen

SURNAME * NAME * MIDDLENAME

GENDER *
EmailID Mobile No

Aadhar Card No. Annual Income *

Upload Scanned Signature * ?

Add files...
Choose File No file chosen

2 Office Address/Business Address

COMPANY/BUSINESS NAME

COMPANY/BUSINESS ADDRESS

PLACE CITY Postal Code

3 Other Information

Educational Qualification/s:

- ABOVE HSC
- ADVANCE DIPLOMA IN COMPUTER HARDWARE AND NETWO
- ADVANCED DIPLOMA IN 3D ANIMATION
- ADVANCED DIPLOMA IN ANIMATION
- ADVANCED DIPLOMA IN BIOINFORMATICS
- ADVANCED DIPLOMA IN COMPUTER APPLICATION
- ADVANCED DIPLOMA IN FRENCH
- ADVANCED DIPLOMA IN INFORMATION TECHNOLOGY
- ADVANCED DIPLOMA IN INTERIOR DESIGN
- ADVANCED DIPLOMA IN INTERNATIONAL BUSINESS
- ADVANCED DIPLOMA IN SOFTWARE DEVELOPMENT
- ADVANCED DIPLOMA IN TAXATION

Profession/s:

- ACCOUNTANT
- ACTOR/ACTRESS
- BUSINESS
- CEO
- CHEF
- CLERK
- COMPANY CEO
- DESIGNER
- DIRECTOR
- DOCTOR
- ENGINEER
- FREELANCER
- HOD

Designation/s:


- ABLE SEAMAN (AB)
- ACCESSORY DESIGNER
- ACCOUNTANT
- ACCOUNTS MANAGER
- ACTUARY MANAGER
- ANAESTHETIST
- ANALYST
- ANALYTICAL CHEMISTRY ASSOCIATE
- ANALYTICAL CHEMISTRY MANAGER
- ANALYTICS MANAGER
- ANIMATION/GRAPHIC ARTIST
- APPAREL/GARMENT DESIGNER
- ARCHITECT

Previous Next

Go To Step 3

Under Parent Details tab, After parent details, fill Guardian Information Details and click on Next

Academic Details is not to be filled by Nursery Class



Vivek Education Society

Home Logout

Vivek Vidyalaya

SHARMA ANU PANKAJ Savita (NURSERY)


Student Details Parent Details **Academic Details** Sibling Details Document Details Additional Information

Academic Details (* is mandatory.)

Not Required For This Class Admission

Next

Enter Sibling's UID number as it is mandatory for Nursery Admission and click on Next



Vivek Education Society

Home Logout

Vivek Vidyalaya

SHARMA ANU PANKAJ Savita (NURSERY)

Student Details Parent Details Academic Details **Sibling Details** Document Details Additional Information


Internal Sibling's Details (Student studying in the same school)

For Finding UID for Internal Siblings please [Click Here..](#)

Sr.No.	Student Name	Relation	UID	Class	Division	Action
1	- DIPTI SIVADAS	Sister	W1234	VII	A	Delete

Next

**Attach required documents (AADHAAR CARD, BIRTH CERTIFICATE & RESIDENTIAL PROOF)
and click on Next button**



Vivek Education Society

Home Logout

Vivek Vidyalaya

SHARMA ANU PANKAJ Savita (NURSERY)

Student Details Parent Details Academic Details Sibling Details **Document Details** Additional Information

Upload Documents

Note: * Indicates it is mandatory

1 Aadhar Card*

Add files...

Choose File No file chosen

2 Birth Certificate*

Add files...

Choose File No file chosen


3 Residential proof*

Add files...

Choose File No file chosen

Next

Fill Additional Information asked and click on Next button



Vivek Education Society

Home Logout

Vivek Vidyalaya

SHARMA ANU PANKAJ Savita (NURSERY)

Student Details Parent Details Academic Details Sibling Details Document Details **Additional Information**

Additional Information (* is mandatory.)

Additional Info

1 Language*	Select
2 Residence Area*	Select
3 Father Qualification*	Select
4 Mother Qualification*	Select
5 Annual Income*	Select

Next

Put a Tick to agree the declaration and click on Submit



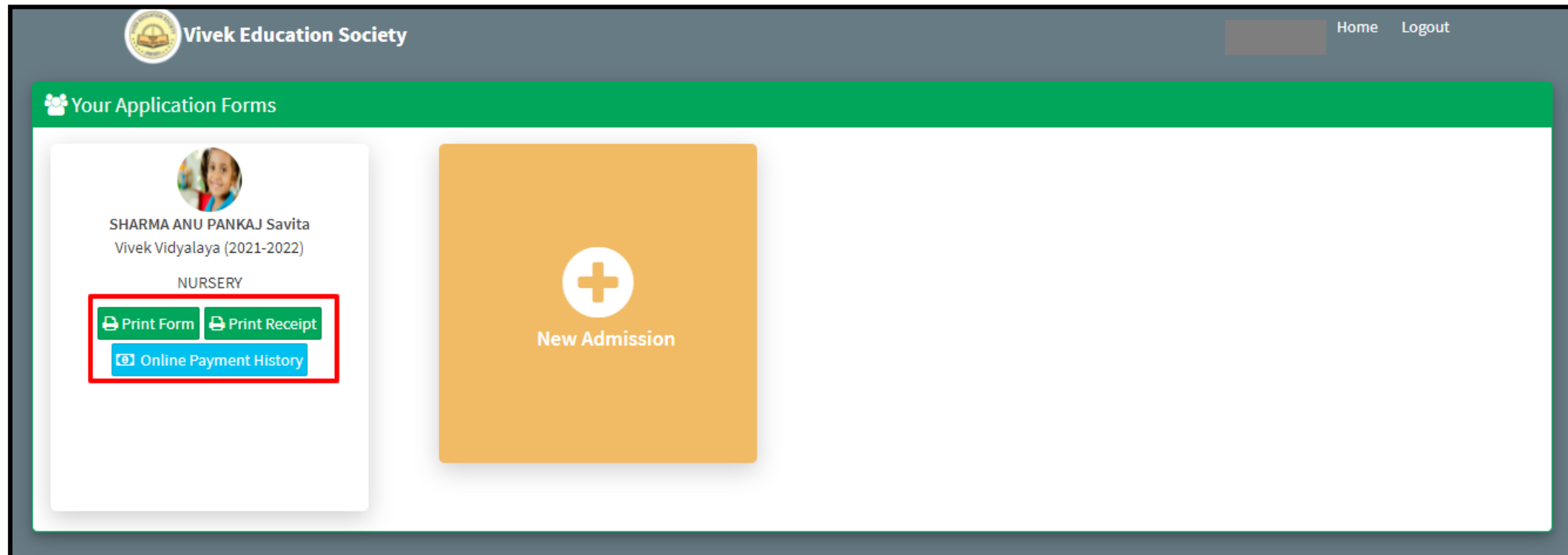
Vivek Education Society

[Home](#) [Logout](#)

I hereby declare that the information given in this application form is true, correct and complete to the best of my knowledge and I agree to abide by the rules, regulations and policies of the School.

Submit

Once the form is filled and submitted, you will get “Print Form” option with paid fee “Print Receipt”
You may take a Print out of the Filled Application Form



The screenshot shows the user interface for Vivek Education Society. At the top left is the logo and name 'Vivek Education Society'. At the top right are links for 'Home' and 'Logout'. Below this is a green header with the text 'Your Application Forms'. The main content area features two large cards. The left card displays a profile for 'SHARMA ANU PANKAJ Savita' at 'Vivek Vidyalaya (2021-2022)' in the 'NURSERY' section. It includes three buttons: 'Print Form', 'Print Receipt', and 'Online Payment History'. The 'Print Form' and 'Print Receipt' buttons are highlighted with a red border. The right card is orange and labeled 'New Admission' with a plus sign icon.

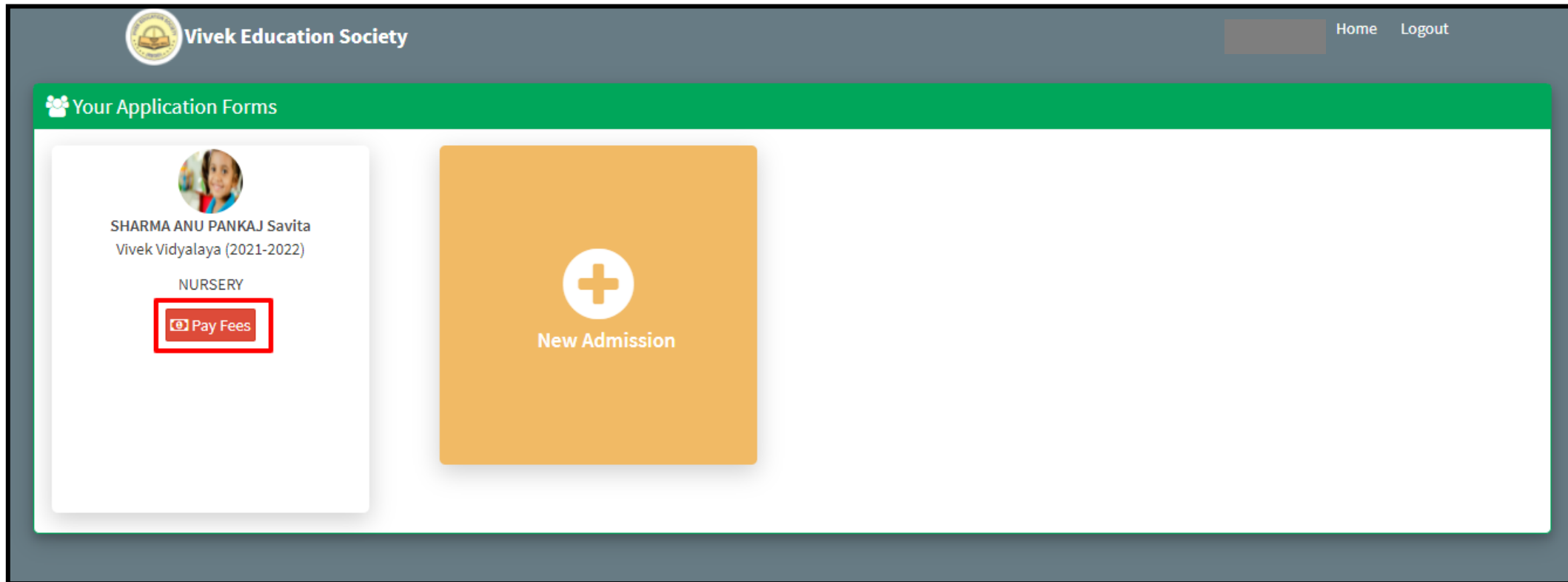
* After the Scrutiny of the Application Forms, if your name appears in the Shortlisted Candidates list, you will get an SMS to appear for a personal interaction to verify the original documents.

* The date and time of the interaction will be mentioned in the SMS.

* Failure to reporting for interaction will lead to loose the chance of admission.

- Once the Personal Interaction to verify the Original documents is over, and **IF YOU ARE SELECTED FOR ADMISSION**, YOU WILL GET AN SMS TO PAY FEES BY A DATE.
- FEES MUST BE PAID BY THAT DATE. AFTER THE GIVEN DATE AND TIME MENTIONED IN THE SMS, YOU WILL NOT BE ABLE TO PAY THE FEES AND ADMISSION WILL AUTOMATICALLY CANCELLED.

If you receive SMS to PAY FEES, login with same contact number and code.
Select “Pay Fees” button for online fee payment



The screenshot shows the user interface for a parent. At the top left is the logo for Vivek Education Society. At the top right are links for Home and Logout. Below this is a green header with the text "Your Application Forms". The main content area contains two cards. The left card is for a child named SHARMA ANU PANKAJ Savita, attending Vivek Vidyalaya (2021-2022) in the NURSERY level. It features a profile picture and a red button labeled "Pay Fees" which is highlighted with a red border. The right card is a large orange square with a white plus sign icon and the text "New Admission".

Payment Status

Sample Receipt if transaction FAILS



Vivek College of Commerce

PAYMENT ACKNOWLEDGEMENT

Transaction Id	H7UffavAqsO1Efi8lvTU
Amount	3.00
Transaction Status Code	Failure
Status	Failed

[BACK](#)

Please Click On Back Button

[Print](#)

Sample Receipt if transaction is SUCCESSFUL



Vivek College of Commerce

PAYMENT ACKNOWLEDGEMENT

Transaction Id	Z115gZ3tHe7vB1jWZcqE
Amount	3.00
Transaction Status Code	Success
Status	Success

[BACK](#)

Please Click On Back Button

[Print](#)

AFTER PAYMENT OF FEES
YOU MAY TAKE PRINT OUT OF
RECEIPT

Thank You